





*Pioneer in Ophthalmic Products*

## OPHTHALMIC PRODUCTS

IRIS RETRACTORS  
DIAGNOSTIC LENS  
STERILISATION TRAY  
DRAPES  
PVA SPEARS  
EYE SHIELD



2025



OVATION is a leading company engaged in Manufacturing, Export & Imports of Ophthalmic Surgical Products. Ovation started his business in Year 1996 With A Vision to produce Internationally accepted Quality Ophthalmic Surgical Products with ability to meet ever changing demands of Ophthalmologists due to advancement in Surgical Techniques.

Ovation International is ISO :13485 Certified Company. Working according to European Medical Device Standards 93/42/EEC, Our Product Range of Disposable Ophthalmic Cannula's, Knives, Vitreoretinal ,Cataract ,Corneal & other Instruments are CE Certified from last 10 years.

Conscious efforts are constantly made at Ovation to develop a long-term relationship with our costumers by providing quality products at relatively competitive prices in a framed time limit

Ovation is professionally managed company large enough to meet small and large requirements. In fact, the customized, individual and varied requirements are a source of pleasure for our dedicated workers.

due to continuous development and improvment the given specifications the product design and construction are subject to change without any notice.

All photographs, illustrations and texts of this catalogue should not be reproduced in any form or by any electronic or mechanical means, all are protected by copyright. reproduction in any form is prohibited.




## CERTIFICATE

Quality Austria Certification GmbH awards this **qualityaustria** certificate to the following organisation:

**Ovation International**  
Office B-24, (B-1), Prabhu Marg, Tilak Nagar, Jaipur-302004, Rajasthan, India.  
Works: H-167, Malviya Nagar, Malviya RIICO Area, Jaipur-302017, Rajasthan, India.

**MANUFACTURER AND SUPPLY OF SURGICAL INSTRUMENTS, SURGICAL KNIVES, CANNULAS, MARKERS, PROCEDURE PACKS (KIT) DIAGNOSTIC AND SURGICAL LENSES, OPHTHALMIC DEVICES FOR TISSUE MANIPULATION & FLUID MANAGEMENT.**

The validity of the **qualityaustria** certificate will be maintained by annual surveillance audits and one renewal audit after three years.

This **qualityaustria** certificate confirms the application and further development of an effective

**QUALITY MANAGEMENT SYSTEM**  
complying with the requirements of standard **ISO 13485:2016**  
Medical devices - Quality management systems - Requirements for regulatory purposes

Registration No.: M7-00466/0  
Date of initial issue: 21 January 2025  
Valid until: 20 January 2028

Vienna, 21 January 2025

Quality Austria Certification GmbH,  
AT-1010 Vienna, Zeilngasse 10/3

  
 Mag. Christoph Mondl  
CEO

  
 Mag. Dr. Werner Paar  
CEO

  
 Ing. Christoph Baumgartner, MSc, MBA  
Authorised representative,  
management Customer Service Center

Quality Austria Certification GmbH is accredited according to the Austrian Accreditation Act by the (BAMPT) Federal Ministry of Science, Research and Economy.

Quality Austria is accredited as an organisation for environmental verification by the (BAW) Federal Ministry of Agriculture, Forestry, Environment and Water Management.

Quality Austria is authorized by the VCA (Association of the Automotive Industry).

For accreditation registration details please refer to the application dossier or recognition documents.

Quality Austria is the Austrian member of ICFET (International Certification Network).

Doc. No. IQS 24\_208  
4862007.1019.0486  
9554-1056e03767

The current validity of the certificate is documented exclusively on the Internet under <http://www.qualityaustria.com/en/cert>

## OIR-05 IRIS RETRACTORS

- \* Iris retractors are used for temporary retraction/pupil enlargement of the iris where dilation cannot be achieved pharmacologically
- \* Bright blue Polypropylene Flexible hook
- \* Stretches and stabilizes the iris during the cataract surgery
- \* An adjustable silicon stopper provides a superior grip and allows Adjustment of the pupil size
- \* Easy to insert and remove

set of 5 pcs.  
(Sterile)



## OCS-05 CAPSULE CARE

- \* Capsule hook made of Nylon with an adjustable silicon lock
- \* Designed such that the hook is angled to be in the plane of the anterior capsule
- \* Easy to get firm and reliable grip on the rim
- \* Tip of the hook is rounded to prevent any accidental damage to the peripheral capsule while placing the hooks in the bags
- \* Round tip also provides a larger support area per hook there by reducing the number of hooks required in each surgery
- \* silicon lock helps in retaining the hook inn retracted position during the surgery

set of 5 pcs.  
(Sterile)



## ORI CAPSULAR TENSION RING INJECTOR

- \* CTR injector is used for controlled injection of an endo capsular tension ring into the capsular bag
- \* Controlled insertion of the CTR in the capsular bag
- \* Extremely easy to use
- \* Very economically priced



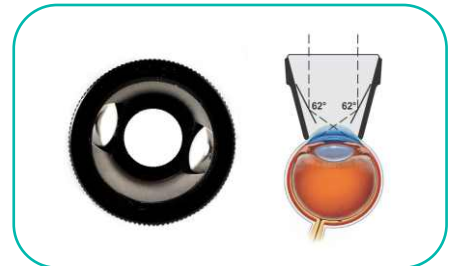
## OVDL-1M SINGLE MIRROR GONIOLENS

Gonioscope is used for viewing the anterior chamber angle and central retina. Due to its small size, a single mirror gonioscope is very convenient to handle. The mirror angle 62° which when rotated through 360° gives a clear view of the anterior chamber angle. Its small contact surfaces make it very useful while diagnosing adults as well as children with small palpebral fissure.



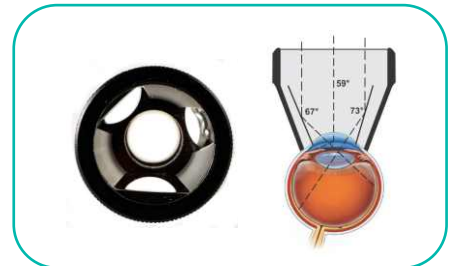
## OVDL-2M TWO MIRROR GONIOLENS

Gonioscope is used for viewing the anterior chamber angle and central retina. Two opposing mirrors inclined at 62° provide a complete 360° view of angle with only 90° of rotation of the lens. Similar to a single mirror gonioscope, the small contact surface helps in examination of children and adults with small fissures.



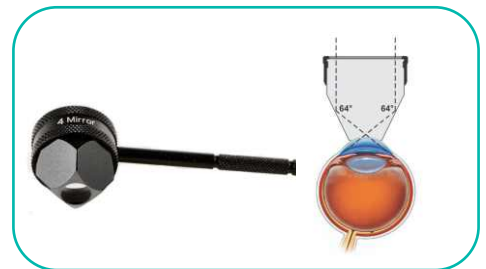
## OVDL-3M THREE MIRROR GONIOLENS

Gonioscope is used for viewing the anterior chamber angle and central & peripheral retina. This lens has three mirrors angled at 59°, 66°, 73° and arranged at 120° intervals to permit viewing of the fundus and anterior chamber angle. The posterior pole is also observed through the central axis of the lens.



## OVDL-4M 4 MIRROR GONIOLENS

This lens has three mirrors angled at 59°, 66°, 73° and arranged at 120° intervals to permit viewing of the fundus and anterior chamber angle. The posterior pole is also observed through the central axis of the lens.



## OVDL-78 78D ASPHERIC LENS

This slit lamp offers an ideal combination of magnification and field of view. It also provides an extended working distance from the cornea. Superior glass optics offers high clarity images.



## OVDL-90 90D ASPHERIC LENS

This slit lamp lens is the most popular power for non- contact fundus examination. It offers a wide-field fundus imaging out to and beyond the equator. A high magnification provides an increased illuminated field area which makes it ideal for posterior pole scanning



## OVDL-CA CAPSULOTOMY LENS

Used for ND-YAG laser posterior capsulotomy and anterior vitreolysis. The +30 D lens condenses the laser energy. The anodized light metal rim gives a firm grip on the lens.



## OVDL-IR IRIDECTOMY LENS

This lens consists of a modified goldmann type fundus lens with a 7.50 mm diameter +70 D button lens bonded to the anterior surface. The +70 D button lens helps in condensing the laser energy so that the procedure can be carried out at lower power settings



## OI-701 PVA SPONGE SPEARS

- \* Sponge spears specifically designed for lasik and other delicate procedure
- \* Special PVA material for fastest wicking spears available
- \* Highly absorbent and particulate free
- \* Innovative moisture proof packing
- \* Available in sterile 2 & 5 pieces in spears pouch

5 PVA Spears per foil, 100 Spears per box  
20 foils per box (Sterile)



## OI-702 CELLULOSE SPONGE SPEARS

- Cellulose sponge spears specifically designed for fast and high capacity fluid absorption
- \* Special cellulose material for fastest wicking spears available
  - \* Highly absorbent and an ideal replacement for cotton swabs
  - \* Available in sterile 2 & 5 pieces in spears pouch

5 Cellulose Spears per pouch, 100 Spears per box  
20 pouches per box (Sterile)



## OI-703 PVA INSTRUMENTS WIPE

- \* PVA sponge wipe for care and cleaning of extremely delicate micro instruments
- \* Special PVA material is highly absorbent and particulate free
- \* Does not damage extremely delicate instruments
- \* Prolongs the life of these expensive instruments



## OI-704 PVA SEGMENT (FOR MYTOMYCIN C)


- \* PVA sponge segments for controlled application of mytomyacin C on the tissue
- \* Special PVA material is highly absorbent and particulate free



OI-705

**PVA WICK DRAIN**

- \* PVA wick to remove excess fluids from the surgical site with fast wicking ability
- \* Special PVA material is highly absorbent and particulate free



OI-706

**CORNEAL SHIELD**

- \* Keeps cornea moist
- \* Shield becomes soft and conforms to shape of cornea
- \* Protect the retina from operating microscope light
- 20 per box

OI-707

**LASIK EYE DRAIN (CHAYET)**

- \* Reduces stromal bed hydration for a consistent ablation
- \* Designed for nasally hinged flaps



OI-708

**ABSORBENT STICK**

- \* 6.6MM LENGTH & DIAMETER IS 5MM



ODL-VLS

**VITRECTOMY LENS SET (ODL-VLS)**

- \* Vitrectomy lens system comprises of a set of 7 contact lenses and 2 rings to hold the contact lenses in position.
- \* High quality glass optics for clear images
- \* Unique silicon storage cum sterilization container
- \* Very economical
- \* Flexibility to order individual lenses and rings



OI-709

**DISPOSABLE STEADY RING**

- \* Special 'tripod design' for better stability during vitreo retinal surgical procedures
- \* Eliminates the need for a skilled assistant
- \* No need to suture the lens to the sclera during the surgery
- \* Under surface of the 3 legs are ribbed for a better grip



OI-710

**PREOPERATIVE KERATOSCOPE**

This is a mechanical device made out of anodized aluminum tube. The inner wall of the tube has alternate black and white rings of different thickness. The reflection of these rings on the patient's cornea helps in analyzing the astigmatism induced due to tight and loose sutures.



OI-711

**BANDAGE CONTACT LENSES**

Bandage contact lenses serve several purposes in the management of corneal disorders perhaps most commonly they are used in the place of a pressure patch for pain relief out there are numerous other applications for corneal protection and drug delivery.

Spherical Power (D)  
Cylindrical Power (D)  
Axes  
base curve(mm)  
Diameter (mm)  
Water content  
DK  
Material  
Manufacture  
Handling tint

Palno  
Median  
14.50  
75%  
PHEMA  
CNC Lathe cut  
Clear



OI-712

**TEMPORARY KERATOPROTHESIS**

- \* Four suture holes around the rim for creating a sealed system for the VR procedure
- \* The device acts as a temporary cornea during the surgery
- \* Biconcave design gives a widefield view of the retina



OI-713

**SCHIRMER STRIPS**

- \* Each strip has a printed mm scale so that they can be easily read
- \* Available as sterile strips in individual pouches
- \* Innovative peel open packing with transparent film on one side



OI-714

**SCHIRMER STRIPS BLU**

- \* Each strip has a printed mm scale with Indicator Dye
- \* Can be kept for result comparison before and after treatment




OI-715

**FLUORESCEIN STRIPS**

- \* Available as sterile strips in individual pouches
- \* Each strip is impregnated with approximately 1.0 mg of Fluorescein sodium
- \* Innovative peel open packing with transparent film on one side

Fluorescein sodium ophthalmic Strips	100 strips (sterile)
Fluorescein sodium ophthalmic Strips	300 strips (sterile)



OI-716

**ROSE BENGAL STRIPS**

- \* Available as sterile strips in individual pouches
- \* Innovative peel open packing with transparent film on one side
- \* Each strip is impregnated with approximately 1.50 mg of Rose Bengal

ROSE BENGAL STRIPS	100 strips (sterile)
--------------------	----------------------

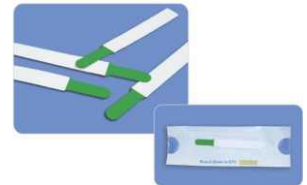


OI-717

**LISSAMINE GREEN STRIPS**

- \* Available as sterile strips in individual pouches
- \* Each strip is impregnated with approximately 1.50 mg of Lissamine Green
- \* Innovative peel open packing with transparent film on one side

LISSAMINE GREEN STRIPS	100 strips (sterile)
------------------------	----------------------



OI-718

**EYE SHIELD**

- \* Eye shield is used for a short duration to protect the patient's eye from accidental injury or rubbing after a cataract surgery
- \* Made from high quality clear polycarbonate
- \* The eye shield covers the patient's eye using an adhesive tape or a patch



OI-719

**EYE SHIELD OVAL**  
GREEN, YELLOW, WHITE, BLUE

- \* Clear lightweight polycarbonate
- \* The eye shield covers the patient's eye using an adhesive tape or a patch
- \* Smooth edges for maximum comfort



## OI-720 EYE SHIELD (CORNEAL PROTECTOR)

To Protect Cornea During Orbital Surgery Or  
Other Ophthalmic Surgical Procedure  
SIZE : 22MM, 24MM, 26MM, 28MM  
Available In Blue, White Colour



## OI-721 LASER PRACTICE EYE

- \* Laser Practice is an ophthalmic teaching device used for simulating green/red laser shots in an artificial diseased retina
- The optics resembles an aphakic, emetropic eye
- \* A photographic film is used as an artificial diseased retina, which responds to the laser shots
- \* It can be mounted on slit lamp of all available makes
- \* "Laser-i" is an optical + mechanical device which Does not required electricity



## OI-722 MODEL EYE FOR INDIRECT OPHTHALMOSCOPY & RETINOSCOPY

Normal & abnormal retinal structures are painted inside the eye

- \* Can simulate myopic as well as hypermetropic eyes
- \* Model-i is an optical + mechanical device which does not require electricity



## OI-723 PHACO PRACTICE EYE

Phaco practice eye for practicing the basic steps of phaco surgery and getting good hand foot coordination of the phaco machines.

- \* Can be store at room temperature
- \* Only non biological materials used in components
- \* Can be used with a practice head for better simulation
- \* Ideal training tool for phaco beginners to reduce the learning curve
- \* Very economical priced



## OI-724 PHACO PRACTICE HEAD

This head is used for fixation of the phaco practice eyes and give a more natural feel of the human face to the user.

- \* Simulates facial contours
- \* Includes a fluid collection tray and a drainage tube
- \* Easy to clean
- \* Light weight-easy to carry
- \* Very economically priced



## OI-725 LENS GLIDE

- \* Lens glide is a double ended Polypropylene device ( The narrow end is used during phacoemulsification surgical procedure whereas the broader end is used during non-phaco surgical procedures





*Pioneer in Ophthalmic Products*

## **CLEANING INSTRUCTION** FOR DIAGNOSTICS LENS

- \* Immediately upon removal from patients eye or use, thoroughly rinse the entire lens in cool or tepid water.
- \* As all ovation lens component are possible to clean the contact element concave surface with alcohol, peroxide, or acetone.
- \* rinse entire lens thoroughly in tepid water
- \* clean the entire lens using a mild detergent and a clean soft cotton cloth.
- \* clean glass elements with precision optical lens cleaner (POLC) .

CONTACT INFORMATION

**OVATION<sup>®</sup> INTERNATIONAL**

B-24, (B-1) PRABHU MARG,  
TILAK NAGAR, JAIPUR- 302004 (INDIA)

☎ Tel. : +91 141 2620070, 4020600

✉ E-mail : [info@ovationint.com](mailto:info@ovationint.com)

🌐 web: [www.ovationint.com](http://www.ovationint.com)

📞 +91-8949765166



*For more information, please contact your local Distributor:*

