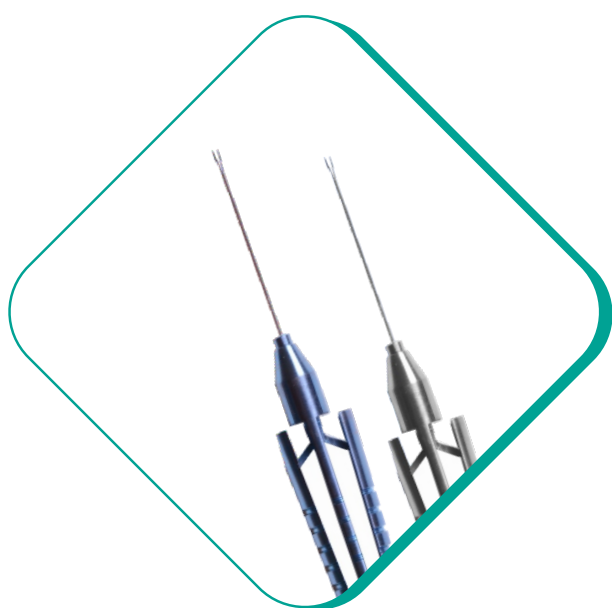


# OVATION<sup>®</sup>

*Pioneer in Ophthalmic Products*

## VITREORETINAL INSTRUMENTS



2019



OVATION is a leading company engaged in Manufacturing, Export & Imports of Ophthalmic Surgical Products. Ovation started his business in Year 1996 With A Vision to produce Internationally accepted Quality Ophthalmic Surgical Products with ability to meet ever changing demands of Ophthalmologists due to advancement in Surgical Techniques.

Ovation International is ISO :13485 Certified Company. Working according to European Medical Device Standards 93/42/EEC, Our Product Range of Disposable Ophthalmic Cannula's, Knives,Vitreoretinal ,Cataract ,Corneal & other Instruments are CE Certified from last 10 years. Conscious efforts are constantly made at Ovation to develop a long-term relationship with our costumers by providing quality products at relatively competitive prices in a framed time limit

Ovation is professionally managed company large enough to meet small and large requirements. In fact, the customized, individual and varied requirements are a source of pleasure for our dedicated workers.



## 23G PORT SYSTEM FOR MIVS

Transconjunctival sutureless vitrectomy

OPK 07


### ONE STEP

Port system for MIVS micro incision viteroretinal surgery  
Sharp tips allow self sealing wound construction

Available in Sterile pouch

Contains :

- \* MIVS knives OVR 8001 with preloaded 23G
- Port cannula OC 301 with self sealing scleral plugs OI 4010 -3
- \* Irrigating line OC 265 23G- 1



OPK 08

### TWO STEP

Available in Sterile pouch

Contains :

- \* MIVS knives OVR 8001 23G - 3
- \* Port Cannula OC 302 23G - 3
- \* Scleral Plugs OI 4007 23G - 3
- \* Irrigating line OC 265 23G - 1

port cannula and scleral plugs are supplied with autoclavable taflon block




SQUEEZE HANDLE STAINLESS STEEL/TITANIUM

## Vitreoretinal Instruments 23G

### FORCEPS

STRAIGHT TIPS  
BLUNT

OI-2201-23G OI-2201T-23G



SERRATED TIPS  
STRAIGHT

OI-2202-23G OI-2202T-23G



ENDGRIP TIPS SERRATED

OI-2203-23G OI-2203T-23G



ENDGRIP TIPS

OI-2204-23G OI-2204T-23G



"ILM" NAIL END GRIPING  
FOR MEMBRANE GRASPING

OI-2213-23G OI-2213T-23G



PICK FORCEPS

OI-2218-23G OI-2218T-23G



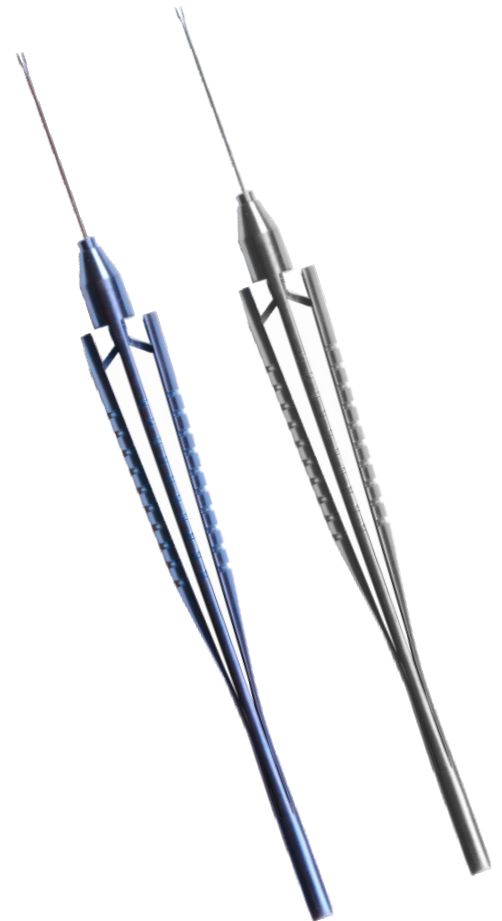
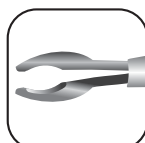
FORIGN BODY AVCI

OI-2223-23G OI-2223T-23G



TANO GRIP TIPS

OI-2224-23G OI-2224T-23G



NOTE: ("T" Against Model No. Denotes Titanium Material)

SQUEEZE HANDLE STAINLESS STEEL/TITANIUM

## Vitreoretinal Instruments 23G

### SCISSORS

#### CURVED SCISSOR

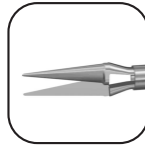
OI-2253-23G OI-2253T-23G



#### STRAIGHT SCISSOR

##### BLUNT Tips

OI-2257-23G OI-2257T-23G



#### VERTICAL SCISSOR

##### ANGLED 90°


OI-2254-23G OI-2254T-23G



#### STRAIGHT SCISSOR

##### SHARP-SHARP

OI-2256-23G OI-2256T-23G



### MEMBRANE PEELER 23G

STAINLESS STEEL / TITANIUM



#### MEMBRANAE SPATULA

##### CURVED

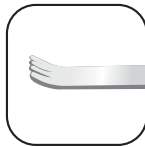
OI-2283-23G OI-2283T-23G



#### MEMBRANAE

##### SCRATCHER

OI-2286-23G OI-2286T-23G

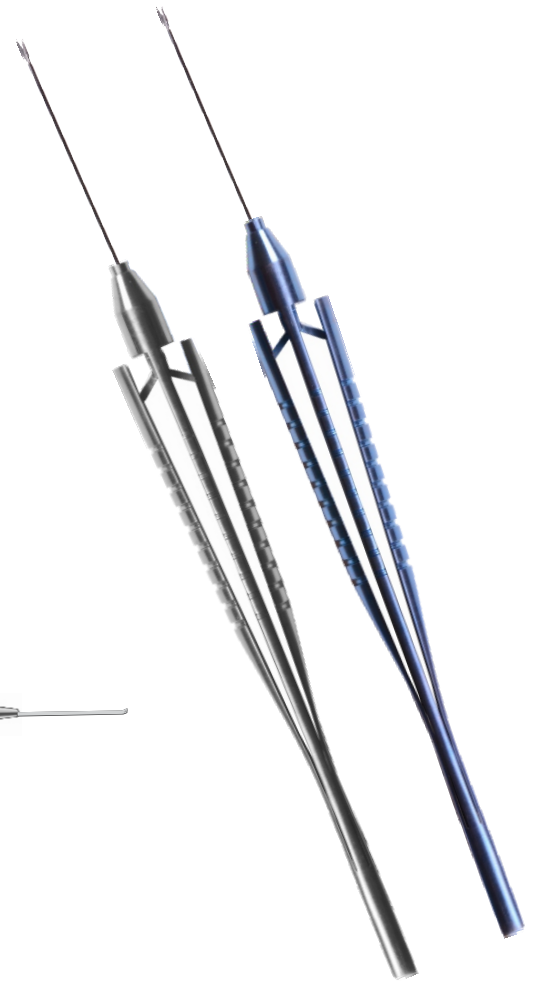


#### MEMBRANAE

##### PICK

##### ANG. 90°

OI-2289-23G OI-2289T-23G




SQUEEZE HANDLE STAINLESS STEEL/TITANIUM

## Vitreoretinal Instruments 25G

### FORCEPS

STRAIGHT TIPS  
BLUNT

OI-2201-25G OI-2201T-25G



SERRATED TIPS  
STRAIGHT

OI-2202-25G OI-2202T-25G



ENDGRIP TIPS

OI-2204-25G OI-2204T-25G



"ILM" NAIL END GRIPING  
FOR MEMBRANE GRASPING

OI-2213-25G OI-2213T-25G



PICK FORCEPS

OI-2218-25G OI-2218T-25G



### SCISSORS

CURVED SCISSOR


OI-2253-25G OI-2253T-25G



STRAIGHT SCISSOR

SHARP-SHARP

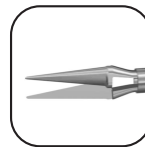
OI-2256-25G OI-2256T-25G



STRAIGHT SCISSOR

BLUNT-BLUNT

OI-2257-25G OI-2257T-25G



### MEMBRANE PEELER 25G

STAINLESS STEEL / TITANIUM

MEMBRANAE  
PICK

25G ANG. 90°

OI-2289-25G OI-2289T-25G




SQUEEZE HANDLE STAINLESS STEEL/TITANIUM

## Vitreoretinal Instruments 27G

### FORCEPS


STRAIGHT TIPS  
BLUNT

OI-2201-27G OI-2201T-27G




ENDGRIP TIPS

OI-2204-27G OI-2204T-27G



"ILM" NAIL END GRIPING  
FOR MEMBRANE GRASPING

OI-2213-27G OI-2213T-27G



### SCISSORS

CURVED SCISSOR

OI-2253-27G OI-2253T-27G



STRAIGHT SCISSOR

SHARP-SHARP

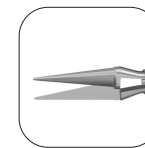
OI-2256-27G OI-2256T-27G



STRAIGHT SCISSOR

BLUNT-BLUNT

OI-2257-27G OI-2257T-27G



### Membrane Peeler 27G

STAINLESS STEEL / TITANIUM

MEMBRANAE  
PICK

27G ANG. 90°

OI-2289 OI-2289T



SQUEEZE HANDLE STAINLESS STEEL/TITANIUM

## Vitreoretinal Instruments 20G

### FORCEPS

STRAIGHT TIPS

BLUNT

OI-2201 OI-2201T



SERRATED TIPS

STRAIGHT

OI-2202 OI-2202T



ENDGRIP TIPS SERRATED

STRAIGHT

OI-2203 OI-2203T



ENDGRIP TIPS

OI-2204 OI-2204T



STRAIGHT TIPS

BLUNT

SHAFT CURVED

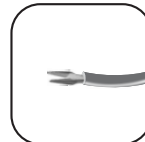
OI-2205 OI-2205T



SERRATED TIPS

SHAFT CURVED

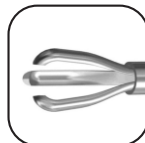
OI-2206 OI-2206T



FOREIGN BODY

FORCEPS

OI-2207 OI-2207T



MEMBRANE PEELER

ANGLED 45°

OI-2208 OI-2208T



MEMBRANE PEELER

ANGLED 90°

OI-2209 OI-2209T



NOTE: ("T" Against Model No. Denotes Titanium Material)

SQUEEZE HANDLE STAINLESS STEEL/TITANIUM

## Vitreoretinal Instruments 20G

### FORCEPS

#### ANNULAR TIPS

OI-2210 OI-2210T



#### VERTICAL TIPS SUBRETINAL

OI-2211 OI-2211T



#### DSAEK Forceps

To hold to graft

OI-2212 OI-2212T



#### "ILM" NAIL END GRIPING FOR MEMBRANE GRASPING

OI-2213 OI-2213T



#### MEMBRANE DISSECTOR

ANGLED

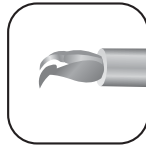
OI-2215 OI-2215T



#### POINTED TIPS


ANGLED

OI-2216 OI-2216T



#### D'ZWAN TYPE

OI-2217 OI-2217T



#### PICK FORCEPS

OI-2218 OI-2218T



#### ILM FORCEPS

SPECIAL TIP

OI-2219 OI-2219T



SQUEEZE HANDLE STAINLESS STEEL/TITANIUM

## Vitreoretinal Instruments 20G

### FORCEPS

SUBRETINAL  
THOMAS TYPE  
ANGLED

OI-2222 OI-2222T



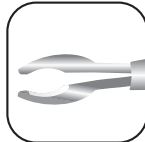
FOREIGN BODY AVCI

OI-2223 OI-2223T




TANO GRIP TIPS

OI-2224 OI-2224T




SUBRETINAL FORCEPS

OI-2225 OI-2225T



ENDGRIP CURVED

OI-2226 OI-2226T



### SCISSORS

HORIZONTAL SCISSORS

ANGLED 45°

OI-2251 OI-2251T



CURVED SCISSOR

OI-2253 OI-2253T



VERTICAL SCISSOR

ANGLED 90°

OI-2254 OI-2254T




SQUEEZE HANDLE STAINLESS STEEL/TITANIUM

## Vitreoretinal Instruments 20G

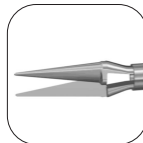
VERTICAL SCISSOR  
ANGLED 45°  
OI-2255 OI-2255T



STRAIGHT SCISSOR  
SHARP-SHARP  
OI-2256 OI-2256T




STRAIGHT SCISSOR  
BLUNT-BLUNT  
OI-2257 OI-2257T



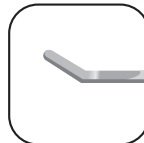
## MEMBRANE PEELER 20G

STAINLESS STEEL / TITANIUM

MEMBRANAE PEELER  
OI-2281 OI-2281T



MEMBRANAE SPATULA  
HOOKED SHORT LENGTH  
OI-2284 OI-2284T



MEMBRANAE SCRATCHER  
CLAW TYPE  
OI-2287 OI-2287T



MEMBRANAE PICK  
20G ANG. 120°  
OI-2290 OI-2290T



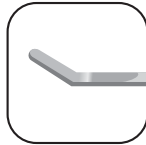
SQUEEZE HANDLE STAINLESS STEEL/TITANIUM

## Vitreoretinal Instruments 20G

### MEMBRANE PEELER 20G

STAINLESS STEEL / TITANIUM

MEMBRANAE SPATULA  
HOOKED  
OI-2282 OI-2282T




MEMBRANAE SPATULA  
CURVED  
OI-2283 OI-2283T



MEMBRANAE SPATULA  
HOOKED WITH POINTED TIP  
OI-2285 OI-2285T



MEMBRANAE  
SCRATCHER  
OI-2286 OI-2286T




MEMBRANAE SPATULA  
KNOB  
OI-2288 OI-2288T



MEMBRANAE  
PICK  
20G ANG. 90°  
OI-2289 OI-2289T



MEMBRANAE PICK  
23G ANG. 90°  
OI-2291 OI-2291T



NOTE: ("T" Against Model No. Denotes Titanium Material)

## Other Squeeze Handle Instruments 23G / 20G

**STRAIGHT TIPS  
BLUNT**

CURVED SHAFT

OI-2205-23G

OI-2205T-23G

OI-2205-20G

OI-2205T-20G



**SERRATED TIPS**

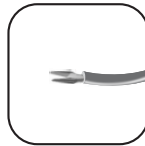
CURVED SHAFT

OI-2206-23G

OI-2206T-23G

OI-2206-20G

OI-2206T-20G



**DSAEK Forceps**

CURVED SHAFT

To hold the Graft

OI-2212-23G

OI-2212T-23G

OI-2212-20G

OI-2212T-20G



**MICS CAPSULAROHEXIS FORCEPS,**


CURVED SHAFT

OI-2220-23G

OI-2220T-23G

OI-2220-20G

OI-2220T-20G



**1X2 TEETH**

GRIPPING FORCEPS

OI-2221-23G

OI-2221T-23G

OI-2221-20G

OI-2221T-20G



**REFRACTIVE LENS LOADING**

FORCEPS

OI-2214



**STRAIGHT SCISSOR**

SHARP-SHARP

CURVED SHAFT

OI-2252-23G

OI-2252T-23G

OI-2252-20G

OI-2252T-20G

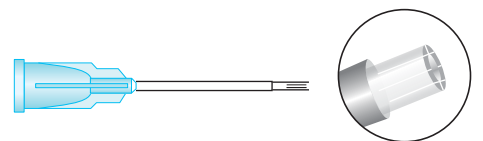
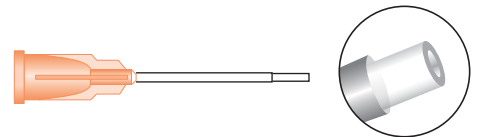

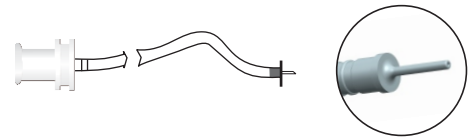
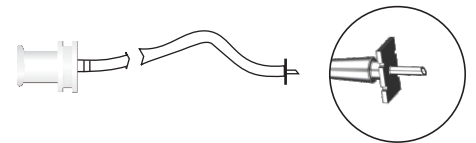


NOTE: ("T" Against Model No. Denotes Titanium Material)

## Vitreoretinal Cannula

For Posterior Segment (retinal) Surgical Procedures


- OC 136 HIGH VICOSTITY INJECTOR 20G X 8MM  
SPECIALY DESIGN TO INJECT OR ASPIRATE SILICON OIL  
IN THE REPAIR OF RETINAL DETACHMENT  
OC 136-23G OC 136-25G OC 136-27G  
ALSO AVAILABLE IN POLYIMIDE TIP cat# OC 136P
- OC 137 IRRIGATING LINE CANNULA  
20G X 2.5 / 4 / 6MM  
ULTRA THIN WALL & PLATFORM FOR SUTURE  
BEVELED 45° TIP, 25CM WITH SILICONE FLEXIBLE TUBING  
OC 137-20G
- OC 265 IRRIGATING LINE MIVS  
23G X 5MM  
FOR 23G/25G VITRECTOMY, TO BE USED WITH TROCAR  
SYSTEM  
OC 265-23G OC 265-25G OC 265-27G
- OC 138 SILICONE TIP CANNULA  
23G X 28MM SILICONE TIP EXTENDS FROM END  
ALSO AVAILABLE IN 6MM EXTENDED SILICONE TIP  
OC 138-20G OC 138-25G OC 138-27G
- OC 252 SILICONE TIP CANNULA  
Diamond Dusted  
20G X 28MM SILICONE TIP EXTENDS FROM END  
OC 252-20G OC 252-23G OC 252-25G
- OC 139 SILICONE BRUSH CANNULA  
HAVE SLITS FOR ATRAUMATIC  
BRUSHING OF RETINA  
20G X 28MM SILICONE TIP EXTENDS FROM END  
OC 139-20G OC 139-23G OC 139-25G
- OC 140 FLUTE CANNULA  
23Gx28mm  
OC 140-20G OC 140-23G OC 140-25G OC-140-27G
- OC 141 BACK FLUSH FLUTE HANDLE  
WITH FINGER TIP CONTROL PROVIDE AN  
EXTN PORT FOR BLOOD OR DEBRIS WHEN  
USED WITH INDEPENDENT INFUSION



## Vitreoretinal Cannula

OC 251 BACK FLUSH FLUTE HANDLE WITH SILICONE BRUSH CANNULA

OC 251-20G OC 251-23G OC 251-25G



OC 142 BACK FLUSH FLUTE HANDLE WITH ACTIVE ASPIRATION

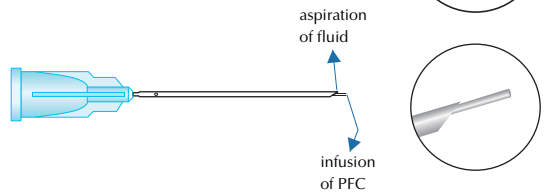


OC 257 BACK FLUSH FLUTE HANDLE WITH ACTIVE ASPIRATION WITH SILICONE TIP CANNULA OC 142 WITH

OC 257-20G OC 257-23G OC 257-25G



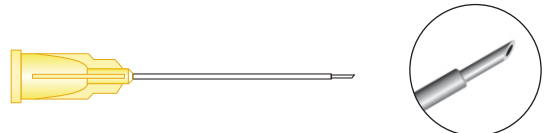
OC 176 PFCL I/A CANNULA (PERFLUOROCARBON CO-AXIAL I/A CANNULA) 23G x 37mm OPEN END IRRIGATION PORT INSIDE 30G ASPIRATION PORT (.4MM) OC 176-23G OC 176-25G



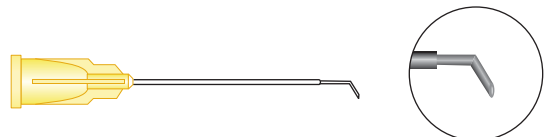
OC 177 PFCL I/A CANNULA (PERFLUOROCARBON I/A CANNULA) 25G x 37mm OPEN END IRRIGATION PORT WITH 25G INSIDE ASPIRATION PORT OC 177-25G



OC 178 VITREORETINAL TAPERED NEEDLE 20G Tapers to 30G Straight tip 4mm / 5mm Straight OC 178-20G



OC 179 VITREORETINAL TAPERED NEEDLE 20G Taper to 30G Straight tip 4mm / 5mm Angled 45° OC 179-20G

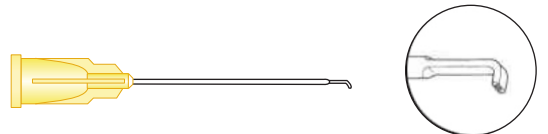


### VITREORETINAL CANNULA

OC 201 VITREORETINAL TAPERED NEEDLE 20G Tapers to 30G Curved tip 4mm / 5mm Straight OC 201-20G



OC 202 VITREORETINAL VISCODISSECTOR 20G Tapers to 30G Straight OC 202-20G




OC 203 VITREORETINAL MICRO PICK 20G Tapers to 25G, 25mm Long tip 4mm / 5mm, Sharp to edge bent 50° OC 203-20G



## Vitreoretinal Cannula

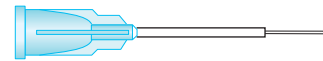
OC 204 VITREORETINAL MICRO PICK  
20G Tapers to 25G, 25mm Long tip  
OC 204-20G




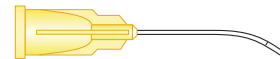
OC 205 VITREORETINAL DRAINAGE NEEDLE (PACKO)  
20G Tapers to 25G, Straight  
Tip 4mm / 5mm Angled, Side Port  
OC 205-20G




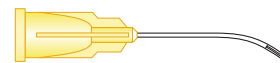
OC 206 SUPRACHORDIAL INJECTION STRAIGHT CANNULA  
27G EXTENDED TO 40G  
27G X 15MM EXTENDED TO 40G X 5MM



OC 207 SILICONE TIP CANNULA CURVED  
20G X 30MM SILICONE TIP EXTENDED FROM END  
OC 207-20G OC 207-23G



OC 208 SILICONE BRUSH CURVED  
HAVE SLITS FOR ATRAUMATIC  
BRUSHING OF RETINA  
OC 208-20G OC 208-23G



## TROCAR CANNULA

PORT ENTRY For MIVS Vitreoretinal surgery

OC 301 PORT ENTRY CANNULA 23G With Silicone Scleral Plug  
OC 302 PORT ENTRY CANNULA 23G For Scleral Plug  
OC 303 PORT ENTRY CANNULA 25G With Silicone Scleral Plug  
OC 304 PORT ENTRY CANNULA 27G With Silicone Scleral Plug  
OC 305 PORT ENTRY CANNULA 20G For Scleral Plug



FOR SILICONE SCLERAL PLUG



FOR SCLERAL PLUG

## Scleral Plugs

OI-4006 SCLERAL PLUGS  
SS 4 PCS. STERILE 20G



OI-4007 SCLERAL PLUGS  
SS 3 PCS. STERILE 23G



## Scleral Plugs

OI-4008 SCLERAL PLUGS  
SS 3 PCS. STERILE 25G



OI-4009 SCLERAL PLUGS  
SS 3 PCS. STERILE 27G



OI-4010 SCLERAL PLUGS  
SILICON 3 PCS.  
to be use with Trocar Cannula



OI-4011 SCLERAL PLUGS



## Vitreoretinal Products

OC 209 IRRIGATING LENS SET OF 3 LENS

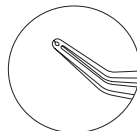
OC 210 IRRIGATING LENS BI- CONCAVE HAND HELD  
Biconcave Irrigating Vitrectomy lens (-90D) It is designed to view the fundus in air-filled phakic and pseudophakic eyes. This lens has a refractive power of - 90D, a field of view of 24°.

OC 246 IRRIGATING LENS PLANO CONCAVE  
Magnifying Irrigating Vitrectomy Lens(Plano/-45D)This lens is designed to visualize the structures deep in vitreous in phakic & pseudophakic eyes. The lens has a 36 degree field of view.

OC 247 IRRIGATING LENS WIDE ANGLE 90D  
Wide field Irrigating Vitrectomy Lens This lens is designed for wide angle viewing of phakic, fluid filled eyes during vitrectomy. The lens helps in visualization of the posterior and peripheral fundus in phakic and aphakic eyes. It is also useful in endolaser of peripheral fundus.



OI-1001 TROCAR  
HOLDING FORCEPS TITANIUM,  
FOR 23G SYSTEM



OI-3255 FIXATION PLATE  
TITANIUM



OI-3256 TROCAR CANNULA INSERTER  
TITANIUM



## Vitreoretinal Products

### VITRECTOMY LENS SET (ODL-VLS)

- \* High quality glass optics for clear images
- \* Unique silicon storage cum sterilization container
- \* Very economical
- \* Flexibility to order individual lenses and rings

OIL R	Silicon Ring
OIL R1	Stainless Steel Ring with Two notches
OIL R2	Stainless Steel Ring with Two Struts
OIL 1	Flat Lens
OIL 2	Prism Lens 20°
OIL 3	Prism Lens 30 °
OIL 4	magnifying Lens
OIL 5	wide field lens
OIL 6	Biconcave - 90D Lens
OIL 7	Prismatic Biconcave Lens



**OIL 1 Flat Lens:** Flat upper surface for this commonly used lens, helps in the visualization of central part of the posterior vitreous and central 36° of the retina. This lens is ideal for photography.

**OIL 3 30° Prism Lens:** Used for clear examination of the peripheral fundus & vitreous beyond equator in phakic, aphakic and pseudophakic eyes. All these lenses can be used for endolaser in a fluid filled phakic eye or an air-filled phakic eye.

**OIL 5 Wide Field Lens:** The upper surface of this lens has a concavity of - 15 dioptre, which gives a wide field of view over the central retina and the vitreous in phakic, aphakic and pseudophakic eye.

**OIL 7 Prismatic Biconcave Lens:** This is used for examination and endolaser of the peripheral retina in an air-filled phakic and pseudophakic eye.

**OIL 2 20° prism lens:** This lens is used to visualize the posterior peripheral vitreous and retina. The prism has to be rotated to see the different quadrants.

**OIL 4 Magnifier Lens:** The upper surface of this lens has a convexity of + 15 diopter. This gives a magnified view of the central retina, which is useful for fine and precise procedures like membrane peeling and retinotomy for subretinal membrane removal.

**OIL 6 Biconcave 90° Lens:** This lens is used for examination and endolaser in air-filled vitreous cavity in phakic and pseudophakic eye.

#### OI-4012 INTRAOCULAR MAGNET

- \* Set of easily changeable Tips
  - Posterior segment - 16g, 18g, 20g and 23g
  - Anterior segment - 1 no
- \* Titanium handle
- \* Extremely strong rare earth magnets used
- \* User friendly design/ergonomic grip

### ALSO AVAILABLE FOR PEDIATRIC USE





*Pioneer in Ophthalmic Products*

## CARE AND CLEANING OF VITREORETINAL INSTRUMENTS

All Ovation vitreoretinal instruments have a precision delicate mechanism inside with a very thin shaft with inner diameter ranging from 0.7 mm to 0.35 mm depending on shaft gauge. Intraocular fluids may enter this mechanism during surgery. If these fluids are not promptly and properly cleaned out, it will lead to the possibility of instrument malfunction, because salt, debris, protein and viscoelastic can be accumulated inside the mechanism. Moreover, after the sterilization cycle, debris, proteins and viscoelastic can be backed inside the instrument and stop the mechanism from functioning properly.

1. Unscrew the tip from the handle, then attach flushing adapter
2. Ultrasonically clean both parts, if possible.
3. Flush the tip two or three times with distilled or deionized water by connecting syringe filled with water to adapter.
4. Flush the tip with alcohol. This will remove the water and facilitate drying.
5. Dry the tip by forcing one or two syringes full of air through tip. Air under pressure is recommended, as is Flushes out debris and fluid more efficiently than syringe forced air. Thoroughly dry handle, tip and adapter.
6. Force special heat resistant instrument milk through the tip, following instruction in No 3 above.
7. Dry with air following instruction in No 5 above.
8. Handle should be soaked in distilled or deionized water for two minutes.
9. Dry with surgical sponge.
10. Lubricate joints in handle with special heat resistant instrument milk.
11. Sterilize the instruments using ETO.

CONTACT INFORMATION

**OVATION<sup>®</sup> INTERNATIONAL**

B-24, (B-1) PRABHU MARG,  
TILAK NAGAR, JAIPUR- 302004 (INDIA)

☎ Tel. : +91 141 4020600, 2620050

✉ E-mail : [info@ovationint.com](mailto:info@ovationint.com)

web: [www.ovationint.com](http://www.ovationint.com)



*For more information, please contact your local Distributor:*

